

RECEPTION PLANNING FOR TUESDAY 21ST APRIL 2020

Hi everyone,


We will continue to upload work to the Calpe website until the end of the week but we would like you to access our new online learning platform as soon as possible.

Using Class Dojo as an online learning platform

- **Get connected as soon as you can!**



- You should have all received an email with instructions for how to access a **new school email address** that we have created for you within the Calpe School G suites account.
- **An invitation to join Class Dojo** will be sent to the new email address.
- I will be undertaking **live** 'Group Time' sessions in small groups every day. These will be arranged via the G suites calendar. You will receive a set of reminders for how to make these sessions successful for your child.
- A **guide** will also be sent to you for how to use Class Dojo to access work, videos and resources; and how to communicate directly with me via an instant messaging facility.



Our new topic this half term is '**Terrific Transport**'.

Each week we will use our imaginations to go on exciting adventures using different forms of transport to take us to amazing places!


We will go.....

-on the water – boats and pirates
-to space – rockets, planets and aliens
-in the air – hot air balloons, airplanes and helicopters
- on the road - Emergency services and buses.
-on the track – trains

Activities to complete today:

Literacy

- Watch the video of me working through the 'Pirate Ships' power point using the link – <https://1drv.ms/v/s!AscxVKY2trk-gpwP9teboPSWjVN33Q?e=ebGiRR>
- The power point can be found using the link - <https://1drv.ms/p/s!AscxVKY2trk-gpwZ-BNSNtUPPp3vpQ?e=TAIgfAf>
- *Can you name some of the parts of a pirate ship?*
- Find a piece of paper and draw a big pirate ship and colour it in
- Then use your sounds to label the parts.



Continued on the next page.....




Phonics

- Watch the video of me reviewing the ai, ee and igh sound using the link
– <https://1drv.ms/v/s!AscxVKY2trk-gpwQX8i6L1HaE5zxcg?e=WE0eHJ>
- Write list of words containing the 'ai' sound, the 'ee' sound and the 'igh' sound.

Maths

For the Maths activities this week you will need use the number cards you made previously (numbers 1 – 10)

- Watch the video of me working through the 'Frooby the dragon halving power point' using the link – <https://1drv.ms/v/s!AscxVKY2trk-gpwRQasyr3WMBgV6k6g?e=6gaWtc>
- The power point can also be found using this link - <https://1drv.ms/p/s!AscxVKY2trk-gpwYpMrP-awI1kJE1g?e=xs8jll>
- Show the video of me 'Cutting a pizza in half' using the link - <https://1drv.ms/u/s!AscxVKY2trk-gpwbNDGoQyZN-bmOWg?e=4kin39>
- **Have a pizza party with your teddies.**
- Find the pizza sheets using the link - <https://1drv.ms/b/s!AscxVKY2trk-gpwcJlud9uv9uw6P0Q?e=7vPsfI>
- Decorate each pizza with different toppings and cut them out.
- Use one pizza at a time. Divide the pizza in half giving one slice at a time to each teddy.
How many slices does each teddy get?
- Then divide another pizza between the two teddies. *How many slices do they get each?*



Reading books

- Log onto www.activelearnprimary.co.uk
- Find your allocated reading book and read it to an adult or older sibling.
- Remember to click on the little bug icon on the last page of the story to answer a question from the story.
I can see that you have completed the book when you have answered the question at the end.
- Then complete the suggested activity on the last page of the book.
- Parents – use the 'Floppy phonics sounds, key pictures and actions guide' found in the OneDrive folder to help with saying the sounds correctly.

