

## YEAR 1 PLANNING FOR FRIDAY 3<sup>RD</sup> APRIL 2020

Good morning Year 1!

Congratulations on completing your third week! I hope you enjoyed yesterday's videos and that they helped you with your work. It is always a pleasure to see your accomplishments and progress that you are all making!

Keep up the progress that you have been making on Active Learn and Numbots. You have all been accessing the new activities and making the most of all the new features we have available for you. Remember I am always just an email away if you have anything to ask or share.

I know that some of you might find the activities tricky or you might not be able to access all of the things that you need, but please don't worry. Just try your best to do all that you can do.

You should aim for around 25 minutes work then take a 5 minute break then continue to do another 25 minutes work etc. It is important that you concentrate on the work but also, take a breath, go for some fresh air in the garden or look out the window for a bit. Just like we have breaks and movement in the classroom from the carpet to our tables, you need to move about at home, too.

You are all enjoying the new Reading Bug function on Active Learn. Remember to click on all the yellow bugs when you have read the pages. You must answer all the questions before getting a new book.



The screenshot shows a digital reading interface with a wooden background. On the left, a photo of Shaun the Sheep looking at eggs is shown with the caption "Shaun was looking at some eggs." On the right, a photo of a chick hatching from an egg is shown with the caption "Chicks came out of th" and a "Crack!" sound effect icon. A large blue circular button with a yellow bug icon is overlaid on the right. At the bottom, there is a navigation bar with icons for search, edit, and a bug, and buttons for "Back", "Read to me", and "Next". A page indicator shows "2/3 of 17" and a red 'X' icon.

## 1. SPELLING

Watch my youtube video for ideas I received. This week I gave you a different creative spelling activity. You have been practising some of the Year 1 words. These are some pictures I got back-well done!



Today, we would normally have our spelling test so I would like you to ask an adult to test you on your words.

After finishing, please write 3-5 sentences using the words you had in your spelling test this week.

### Year 1 and 2 Common Exception Words

#### Year 1

the	they	one
a	be	once
do	he	ask
to	me	friend
today	she	school
of	we	put
said	no	push
says	go	pull
are	so	full
were	by	house
was	my	our
is	here	
his	there	
has	where	
I	love	
you	come	
your	some	

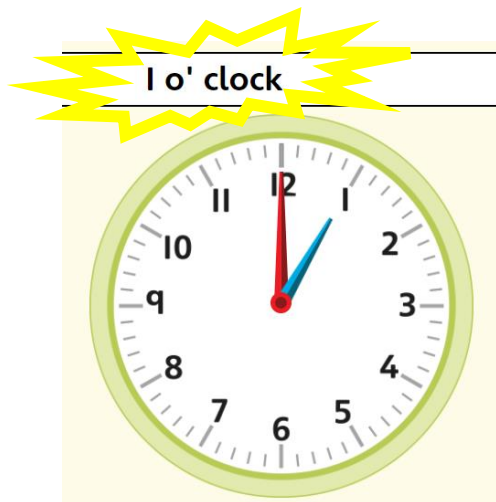
#### Year 2

door	gold	plant	clothes
floor	hold	path	busy
poor	told	bath	people
because	every	hour	water
find	great	move	again
kind	break	prove	half
mind	steak	improve	money
behind	pretty	sure	Mr
child	beautiful	sugar	Mrs
children	after	eye	parents
wild	fast	could	Christmas
climb	last	should	everybody
most	past	would	even
only	father	who	
both	class	whole	
old	grass	any	
cold	pass	many	

## 2. NUMERACY

Let's recap time today Year 1. On the next pages you will see some sheets of clocks. If you can print these off-brilliant, if not write the times in your blue books or on a piece of paper for me to see your work. The first two sheets are only o'clock, the next two sheets are o'clock and half past.

Then you have some time questions looking at the weekly timetable in the picture. Good luck and remember to try your best. Listen to my video and play it back again if you need more of an explanation. After listening to my video, just like you do on the carpet, you can go and give the work your best try!



Write the time shown on each clock.



\_\_\_ o'clock



\_\_\_ o'clock



\_\_\_ o'clock



\_\_\_ o'clock



\_\_\_ o'clock



\_\_\_ o'clock



\_\_\_ o'clock



\_\_\_ o'clock



\_\_\_ o'clock



\_\_\_ o'clock



\_\_\_ o'clock



\_\_\_ o'clock

---

Draw the time on each clock.



5 o'clock



11 o'clock



4 o'clock



9 o'clock



1 o'clock



10 o'clock



2 o'clock



6 o'clock



3 o'clock



8 o'clock



12 o'clock



7 o'clock

Write the time shown on each clock.



\_\_\_\_\_



\_\_\_\_\_



\_\_\_\_\_



\_\_\_\_\_



\_\_\_\_\_



\_\_\_\_\_



\_\_\_\_\_



\_\_\_\_\_



\_\_\_\_\_



\_\_\_\_\_



\_\_\_\_\_



\_\_\_\_\_

---

Draw the time on each clock.



9 o'clock



half past 3



5 o'clock



1 o'clock



half past 7



half past 8



10 o'clock



half past 12



11 o'clock



half past 4



half past 6



2 o'clock

---

## Have you mastered putting events in order?

Tom's diary.

Monday	Tuesday	Wednesday	Thursday	Friday	Saturday	Sunday
Go to park 	Swimming lesson 	Playground 	Go to park 	Nan's house 	Sam's house 	Playground 

Look at Tom's diary.

- Does Tom go to the playground before or after the swimming pool?
- Today is Thursday. What will Tom do tomorrow? What did he do yesterday?
- Which takes longer, a walk lasting an hour or a walk lasting a day?



### Champions' Challenge

Imagine today is Tuesday.

- How many days till the weekend?

Imagine it's 4 o'clock, teatime!

- Tom thinks it is 4 hours till bedtime. Is he right?





### 3. LITERACY

On Active Learn there is a new game for you to practise your English spellings and revise phonemes. Phonemes are groups of letters that sound the same.

Active Learn – My stuff – Grammar and Spelling – Different Spellings

Watch my video lesson explaining today's task.


The complete the following tasks. You can write the answers in your blue book. Choose which to complete. The first is easiest, then middle then the last is hardest.

If you want to do all three that is fine. Try your best to read on your own.

**a**

Add ? or ! to complete this sentence.


Is she with them



**c**

Tick where 'and' should go in the sentence.


My ring was red green.



**e**

Add the prefix 'un' to this word to change the verb to its opposite.


zip \_\_\_\_\_



**b**

Circle the words you think should have a capital letter.

tom      i      me




**d**

Which tricky word has Mr Whoops been juggling with?

a

l      l



**f**

Practise writing these tricky word spellings.

her \_\_\_\_\_

all \_\_\_\_\_


are \_\_\_\_\_

**a**

Add ? or ! to complete these sentences.

Is she looking at them

Look at that




**c**

Write the full sentence adding 'and'.

My ring was round had a green stone.

---




**e**

Add the prefix 'un' to these words to change the verbs to their opposites.

zip \_\_\_\_\_

well \_\_\_\_\_




**b**

Circle the words you think should have a capital letter.

tom      i      me

said      brazil




**d**

Which tricky word has Mr Whoops been juggling with?

h      w

n      e



**f**

Practise writing these tricky word spellings.

out \_\_\_\_\_

your \_\_\_\_\_

oh \_\_\_\_\_

could \_\_\_\_\_


**a**

Add ? or ! to complete these sentences.

Is she looking at them

Could you see that

Don't look at that




**c**

Write the full sentence adding 'and'.

My ring was round had a little green stone on it.

---




**e**

Add the prefix 'un' to these words to change the verbs to their opposites.

zip \_\_\_\_\_

well \_\_\_\_\_

load \_\_\_\_\_




**b**

Circle the words you think should have a capital letter.

tom      i      me

said      brazil

rebecca      friend




**d**

Which common exception word has Mr Whoops been juggling with?

t      d      o

y      a



**f**

Practise writing these common exception word spellings.

his \_\_\_\_\_

has \_\_\_\_\_

here \_\_\_\_\_

ask \_\_\_\_\_

where \_\_\_\_\_

#### 4. SCIENCE

Watch my youtube video for help. Today we are going to use our senses to look for animals. When we are looking for some animals, they might be hiding. What reasons could they have for hiding?

- They may be nocturnal creatures, which means they come out at night and sleep during the day.
- They might be worried that people or bigger animals might hurt them.
- They might be looking for food and hunting other animals.

## Looking for Animals

Animals often leave clues behind which tell us that they are near.

You might hear the noise of animals.

You might see animal tracks.

You might find other clues that animals have been near.

1 Which animals are living around your school?



Which animal does this nest give a clue about?

### You will need . . .

clipboards, paper, pencils, digital cameras,  
magnifying glasses

- 1 Look for animals around your school.
- 2 Do not forget that birds and mini-beasts, such as insects and spiders, are animals too!

I would like you to watch the video and take some tips to what they say then go on an animal hunt looking for animal clues.

Active Learn – My Stuff – Science Bug – Animal Clues

Name: \_\_\_\_\_ Date: \_\_\_\_\_

## My animal clues

Add notes to the table to record which animals and animal clues you can see and hear.

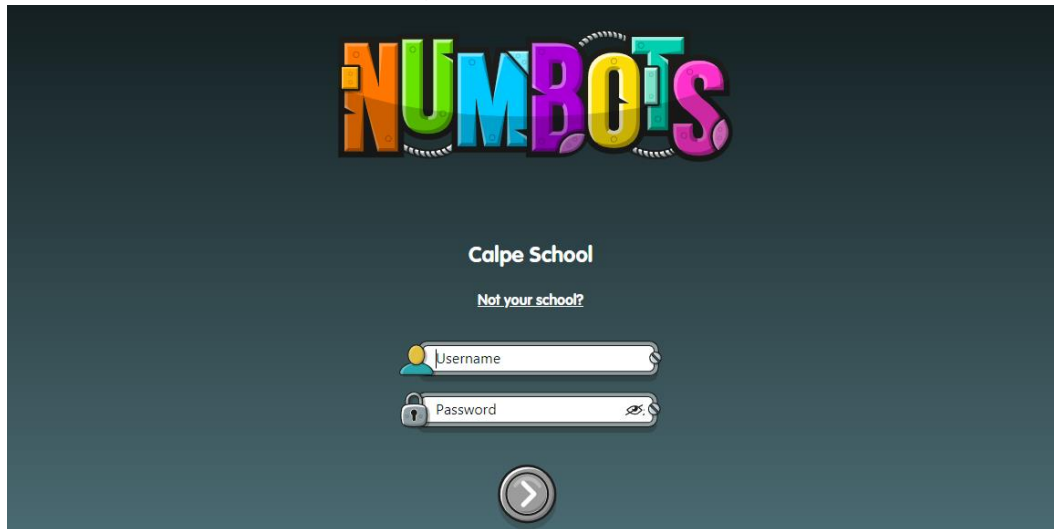


	Animal	Animal clues
I can see ...		
I can hear ...		



## HOMEWORK

- Read two new books under Bug Club. Remember you need to click on the yellow bug on some pages to answer questions. After that, you will get a new book!
- Creative Spelling words – keep thinking of new ways to spell these words and keep learning the Year 1 words.
- Finish any unfinished work from this week.
- Go on to Numbots and try to get faster with your Maths work.



- Also under the green link on my stuff, I have added two NEW Saturday activities to get you moving: Saturday dance and Saturday Yoga. You can do this on Saturday and Sunday, if you wish. Have a fun!

Thank you for all your hard work at home and remember, I am here if you have any questions or feedback for me on [info@calpeschool.com](mailto:info@calpeschool.com). I will try my best to respond during normal school working hours. Please mark and check your children's work. If you could write Year 1 in the subject, this will help it to reach me.

Good luck and enjoy your weekend,  
Miss Gwenno